




Manhole Inspection Form

M2-32-P1-32N-P2-5E-1-3



| | | | |
|------------------------|------------------------|-------------------------|------------------------|
| Manhole Number | M2-32-P1-32N-P2-5E-1-3 | Historic Manhole Number | Meldrum 4 |
| Year Installed | 1969 | Structure Type | Sanitary Manhole |
| Street | Meldrum | Address | 33606 |
| Elevation | 579.006 | Weather | Partly Cloudy |
| Temperature | 70° | Ground Condition | Damp |
| Status | Not Found | Location | Yard Front |
| Pavment Condition | N/A | Traffic | No Traffic at Location |
| Inspector 1 | Cad | Inspector 2 | Amc |
| Cover Type | EJ1040APT | Number of Cover Holes | Solid Cover |
| Catch Basin Cover | N/A | Cover Insert | No |
| Cover Gasket | No | Cover Grade | Cover is Below Grade |
| Grade Dist | 5 | Cover Fit | Good Fit |
| Cover Condition | Good | Frame Condition | Good |
| Frame Offset | 0 | Frame Seal Condition | <null> |
| Frame Seal Inflow | <null> | Frame Riser | No |
| Frame Riser Height | <null> | Frame Riser Material | <null> |
| Manhole Diameter | 48 | Manhole Depth | 11.35 |
| Chimney Depth | <null> | Chimney Construction | None |
| Chimney Condition | <null> | Chimney Inflow | <null> |
| Cone Shape | <null> | Cone Depth | 30 |
| Cone Construction | Precast | Cone Condition | Fair |
| Cone Inflow | Low | Cone Defect Location | Wall/Cone Joint |
| Wall Construction | Precast | Wall Condition | Good |
| Wall Inflow | None | Wall Defect Location | N/A |
| Wall Defect Location 2 | <null> | Wall Defect Location 3 | <null> |
| Wall Defect Location 4 | <null> | Wall Defect Location 5 | <null> |
| Bench Construction | Poured | Bench Condition | Good |
| Bench Inflow | None | Channel Construction | VCP |
| Channel Condition | Good | Channel Inflow | None |
| Channel Hydraulics | Good | Channel Exposure | Fully |




Manhole Inspection Form

M2-32-P1-32N-P2-5E-1-3



| | | | |
|--------------------|-----------------------|-----------------------|------------------|
| Step Construction | Iron | Step Condition | Fair |
| Surcharge Evidence | <null> | | |
| Pipe 1 Flow | Inward Flow | Pipe 1 Diameter | 10 |
| Pipe 1 Direction | SE | Pipe 1 Depth | 11.25 |
| Pipe 1 Material | Concrete | Pipe 1 Seal Condition | Good |
| Pipe 1 Drop | <null> | Pipe 1 Comments | <null> |
| Pipe 2 Flow | Outward Flow | Pipe 2 Diameter | 10 |
| Pipe 2 Direction | NW | Pipe 2 Depth | 11.35 |
| Pipe 2 Material | Concrete | Pipe 2 Seal Condition | Good |
| Pipe 2 Drop | <null> | Pipe 2 Comments | <null> |
| Pipe 3 Flow | <null> | Pipe 3 Diameter | <null> |
| Pipe 3 Direction | <null> | Pipe 3 Depth | <null> |
| Pipe 3 Material | <null> | Pipe 3 Seal Condition | <null> |
| Pipe 3 Drop | <null> | Pipe 3 Comments | <null> |
| Pipe 4 Flow | <null> | Pipe 4 Diameter | <null> |
| Pipe 4 Direction | <null> | Pipe 4 Depth | <null> |
| Pipe 4 Material | <null> | Pipe 4 Seal Condition | <null> |
| Pipe 4 Drop | <null> | Pipe 4 Comments | <null> |
| Pipe 5 Flow | <null> | Pipe 5 Diameter | <null> |
| Pipe 5 Direction | <null> | Pipe 5 Depth | <null> |
| Pipe 5 Material | <null> | Pipe 5 Seal Condition | <null> |
| Pipe 5 Drop | <null> | Pipe 5 Comments | <null> |
| Pipe 6 Flow | <null> | Pipe 6 Diameter | <null> |
| Pipe 6 Direction | <null> | Pipe 6 Depth | <null> |
| Pipe 6 Material | <null> | Pipe 6 Seal Condition | <null> |
| Pipe 6 Drop | <null> | Pipe 6 Comments | <null> |
| Recommendation 1 | Internal Chimney Seal | Recommendation 2 | Seal Wall Joints |
| Recommendation 3 | <null> | Recommendation 4 | <null> |
| Recommendation 5 | <null> | Recommendation 6 | <null> |




Manhole Inspection Form

M2-32-P1-32N-P2-5E-1-3




| | | | |
|------------------|--|------------------|---------------------------|
| Recommendation 7 | <null> | Recommendation 8 | <null> |
| Manhole Rating | 3 – Failure likely in 10 to 20 years (Fair) | Comments | Pictures taken from south |



Manhole Inspection Form


M2-32-P1-32N-P2-5E-1-3





Manhole Inspection Form

M2-32-P1-32N-P2-5E-1-3



51301 Schoenherr Road, Shelby Township, Michigan 48315
Civil Engineers • Surveyors • Architects 586-726-1234

Page: 2

Manhole Number: M2-32-P1-32N-P2-5E-1-3
Community: Chesterfield
Inspector Initials: AMC / OAD

Date: 8/4/17

Address: 33606 Meadow

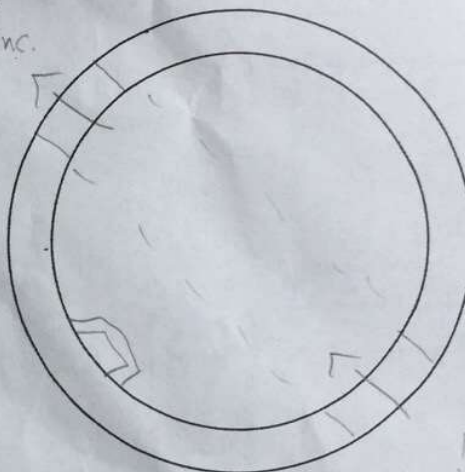
T. = 11.35'

= 48"

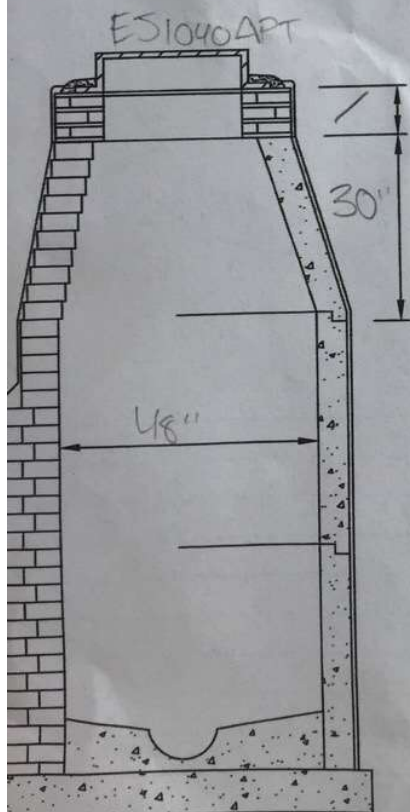
ap: 39




NW
10" Conc.
11.35'
G



SE
10" Conc.
11.25'
G





Manhole Inspection Form

M2-32-P1-32N-P2-5E-1-3





Manhole Inspection Form

M2-32-P1-32N-P2-5E-1-3

