




Manhole Inspection Form

M2-16-36-P5-6E-15-10A



Manhole Number	M2-16-36-P5-6E-15-10A	Historic Manhole Number	Twin Oaks 3
Year Installed	1977	Structure Type	Sanitary Manhole
Street	Twin Oaks	Address	31445
Elevation	591.368	Weather	Partly Cloudy
Temperature	75°	Ground Condition	Damp
Status	At Surface Grade	Location	Yard Front
Pavment Condition	<null>	Traffic	<null>
Inspector 1	Npt	Inspector 2	Cad
Cover Type	Ej 1040apt	Number of Cover Holes	Solid Cover
Catch Basin Cover	<null>	Cover Insert	No
Cover Gasket	Yes	Cover Grade	Cover is At Grade
Grade Dist	<null>	Cover Fit	Good Fit
Cover Condition	Corroded	Frame Condition	Fair
Frame Offset	<null>	Frame Seal Condition	Fair
Frame Seal Inflow	Low	Frame Riser	No
Frame Riser Height	<null>	Frame Riser Material	<null>
Manhole Diameter	48	Manhole Depth	10.45
Chimney Depth	1.4	Chimney Construction	Precast
Chimney Condition	<null>	Chimney Inflow	<null>
Cone Shape	<null>	Cone Depth	38
Cone Construction	Precast	Cone Condition	<null>
Cone Inflow	<null>	Cone Defect Location	<null>
Wall Construction	Precast	Wall Condition	<null>
Wall Inflow	<null>	Wall Defect Location	<null>
Wall Defect Location 2	<null>	Wall Defect Location 3	<null>
Wall Defect Location 4	<null>	Wall Defect Location 5	<null>
Bench Construction	Poured	Bench Condition	<null>
Bench Inflow	<null>	Channel Construction	Poured
Channel Condition	<null>	Channel Inflow	<null>
Channel Hydraulics	Good	Channel Exposure	Fully




Manhole Inspection Form

M2-16-36-P5-6E-15-10A



Step Construction	Plastic	Step Condition	Fair
Surcharge Evidence	<null>		
Pipe 1 Flow	Inward Flow	Pipe 1 Diameter	10
Pipe 1 Direction	NW	Pipe 1 Depth	10.45
Pipe 1 Material	Truss	Pipe 1 Seal Condition	Poor
Pipe 1 Drop	<null>	Pipe 1 Comments	<null>
Pipe 2 Flow	Outward Flow	Pipe 2 Diameter	10
Pipe 2 Direction	SE	Pipe 2 Depth	10.45
Pipe 2 Material	Truss	Pipe 2 Seal Condition	Fair
Pipe 2 Drop	<null>	Pipe 2 Comments	<null>
Pipe 3 Flow	<null>	Pipe 3 Diameter	<null>
Pipe 3 Direction	<null>	Pipe 3 Depth	<null>
Pipe 3 Material	<null>	Pipe 3 Seal Condition	<null>
Pipe 3 Drop	<null>	Pipe 3 Comments	<null>
Pipe 4 Flow	<null>	Pipe 4 Diameter	<null>
Pipe 4 Direction	<null>	Pipe 4 Depth	<null>
Pipe 4 Material	<null>	Pipe 4 Seal Condition	<null>
Pipe 4 Drop	<null>	Pipe 4 Comments	<null>
Pipe 5 Flow	<null>	Pipe 5 Diameter	<null>
Pipe 5 Direction	<null>	Pipe 5 Depth	<null>
Pipe 5 Material	<null>	Pipe 5 Seal Condition	<null>
Pipe 5 Drop	<null>	Pipe 5 Comments	<null>
Pipe 6 Flow	<null>	Pipe 6 Diameter	<null>
Pipe 6 Direction	<null>	Pipe 6 Depth	<null>
Pipe 6 Material	<null>	Pipe 6 Seal Condition	<null>
Pipe 6 Drop	<null>	Pipe 6 Comments	<null>
Recommendation 1	<null>	Recommendation 2	<null>
Recommendation 3	<null>	Recommendation 4	<null>
Recommendation 5	<null>	Recommendation 6	<null>




Manhole Inspection Form

M2-16-36-P5-6E-15-10A



Recommendation 7	<null>	Recommendation 8	<null>
Manhole Rating	4 – Failure likely in 5 to 10 years (Poor)	Comments	Moderate inflow



Manhole Inspection Form

M2-16-36-P5-6E-15-10A






Manhole Inspection Form

M2-16-36-P5-6E-15-10A






Manhole Inspection Form

M2-16-36-P5-6E-15-10A



51301 Schoenherr Road, Shelby Township, Michigan 48515
Civil Engineers • Surveyors • Architects 586-726-1234

Page: 3



Date: 7-20-17

Address: 31445 Twin Oaks

R.T. = 10.45'

D = 48"

Map: 23

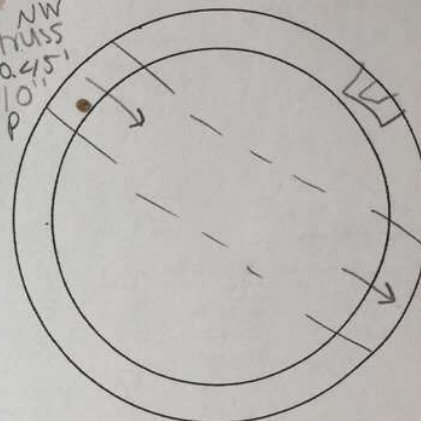


Manhole Number: M2-16-36-P5-6E-15-10A

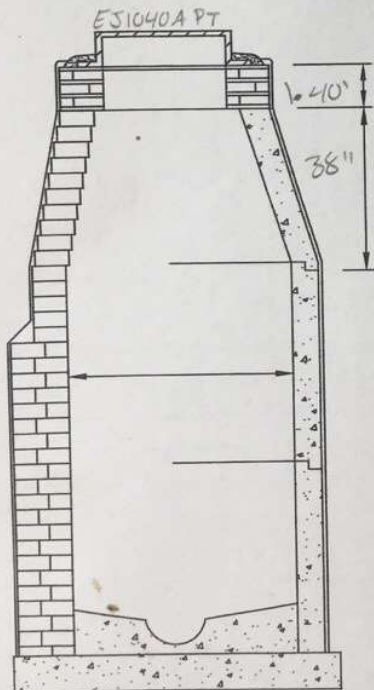
Community: Chesterfield

Inspector Initials: CAD / NPT

NW
truss
10.45'
10"
P



SE
truss
10.45'
10"
F



R:\LIBRARIES\ENGLISH\NH-INSPECT.DWG Layout: Model: 8/4/2016 7:08:25 AM

Photograph This Document!

Fax 586-726-8780

Engineering Strong Communities

www.aewinc.com



Manhole Inspection Form

M2-16-36-P5-6E-15-10A

