



# Manhole Inspection Form

M1-7-6-4



Manhole Number	M1-7-6-4	Historic Manhole Number	Birchcrest 1A
Year Installed	1986	Structure Type	Sanitary Manhole
Street	Birchcrest	Address	26523
Elevation	593.302	Weather	Snowing
Temperature	30°	Ground Condition	Wet
Status	At Surface Grade	Location	Yard Front
Pavment Condition	<null>	Traffic	No Traffic at Location
Inspector 1	Brs	Inspector 2	Kmd
Cover Type	Ej1040a	Number of Cover Holes	Solid Cover
Catch Basin Cover	<null>	Cover Insert	No
Cover Gasket	No	Cover Grade	Cover is Below Grade
Grade Dist	4	Cover Fit	Good Fit
Cover Condition	Good	Frame Condition	Good
Frame Offset	<null>	Frame Seal Condition	Good
Frame Seal Inflow	None	Frame Riser	No
Frame Riser Height	<null>	Frame Riser Material	N/A
Manhole Diameter	48	Manhole Depth	14.05
Chimney Depth	0.8	Chimney Construction	Precast
Chimney Condition	Good	Chimney Inflow	None
Cone Shape	Eccentric	Cone Depth	34
Cone Construction	Precast	Cone Condition	Good
Cone Inflow	None	Cone Defect Location	<null>
Wall Construction	Precast	Wall Condition	Good
Wall Inflow	None	Wall Defect Location	<null>
Wall Defect Location 2	<null>	Wall Defect Location 3	<null>
Wall Defect Location 4	<null>	Wall Defect Location 5	<null>
Bench Construction	Poured	Bench Condition	Good
Bench Inflow	Low	Channel Construction	Poured
Channel Condition	Fair	Channel Inflow	None
Channel Hydraulics	Good	Channel Exposure	Yes



# Manhole Inspection Form

M1-7-6-4



Step Construction	Plastic	Step Condition	Good
Surcharge Evidence	<null>		
Pipe 1 Flow	Inward Flow	Pipe 1 Diameter	<null>
Pipe 1 Direction	E	Pipe 1 Depth	13.9
Pipe 1 Material	Truss	Pipe 1 Seal Condition	<null>
Pipe 1 Drop	<null>	Pipe 1 Comments	cannot get size
Pipe 2 Flow	Outward Flow	Pipe 2 Diameter	<null>
Pipe 2 Direction	W	Pipe 2 Depth	14.05
Pipe 2 Material	<null>	Pipe 2 Seal Condition	<null>
Pipe 2 Drop	<null>	Pipe 2 Comments	Cannot get type,size,seal
Pipe 3 Flow	<null>	Pipe 3 Diameter	<null>
Pipe 3 Direction	<null>	Pipe 3 Depth	<null>
Pipe 3 Material	<null>	Pipe 3 Seal Condition	<null>
Pipe 3 Drop	<null>	Pipe 3 Comments	<null>
Pipe 4 Flow	<null>	Pipe 4 Diameter	<null>
Pipe 4 Direction	<null>	Pipe 4 Depth	<null>
Pipe 4 Material	<null>	Pipe 4 Seal Condition	<null>
Pipe 4 Drop	<null>	Pipe 4 Comments	<null>
Pipe 5 Flow	<null>	Pipe 5 Diameter	<null>
Pipe 5 Direction	<null>	Pipe 5 Depth	<null>
Pipe 5 Material	<null>	Pipe 5 Seal Condition	<null>
Pipe 5 Drop	<null>	Pipe 5 Comments	<null>
Pipe 6 Flow	<null>	Pipe 6 Diameter	<null>
Pipe 6 Direction	<null>	Pipe 6 Depth	<null>
Pipe 6 Material	<null>	Pipe 6 Seal Condition	<null>
Pipe 6 Drop	<null>	Pipe 6 Comments	<null>
Recommendation 1	<null>	Recommendation 2	<null>
Recommendation 3	<null>	Recommendation 4	<null>
Recommendation 5	<null>	Recommendation 6	<null>



# Manhole Inspection Form

M1-7-6-4



Recommendation 7	<null>	Recommendation 8	<null>
Manhole Rating	2 – Failure unlikely in 20 years (Good)	Comments	Buried 4"



# Manhole Inspection Form

M1-7-6-4





# Manhole Inspection Form

M1-7-6-4






# Manhole Inspection Form

M1-7-6-4





# Manhole Inspection Form

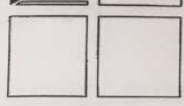
M1-7-6-4



Civil Engineers • Surveyors

380-720-1234

Page: 13



Date: 12/8/16

Address: 26523 Birchcrest

R.T. = 14.05'

D = 48"

Map: 52



Manhole Number: M1-7-6-4

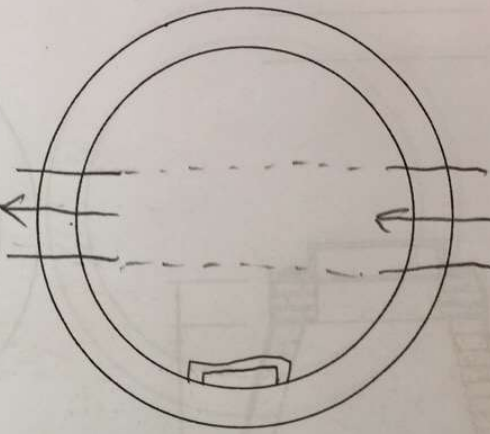
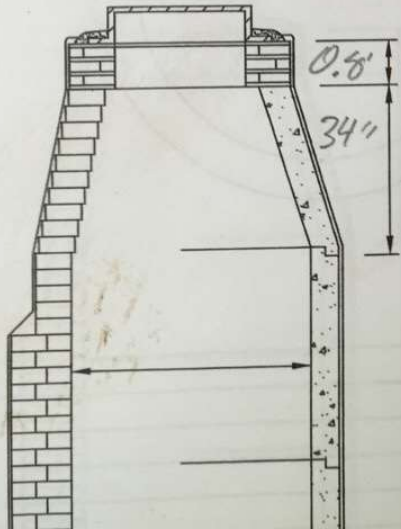
Community: Chesterfield

Inspector Initials: KMP / BRS

16.25	16.25
-2.20	-2.35
14.05	13.90

W  
Type  
? seal  
14.05'  
? dia

E  
Truss  
13.90'  
? dia




8/4/2016 7:08:25 AM

\_\_\_\_\_

\_\_\_\_\_

\_\_\_\_\_

\_\_\_\_\_



# Manhole Inspection Form

M1-7-6-4

