


Manhole Inspection Form

M1-5-3-3-13-4-1-2



Manhole Number	M1-5-3-3-13-4-1-2	Historic Manhole Number	Duke 3
Year Installed	1995	Structure Type	Sanitary Manhole
Street	Duke	Address	46047
Elevation	591.9	Weather	Overcast
Temperature	20°	Ground Condition	Wet
Status	At Surface Grade	Location	Yard Front
Pavment Condition	N/A	Traffic	No Traffic at Location
Inspector 1	Brs	Inspector 2	Kmd
Cover Type	Ej1040a	Number of Cover Holes	Solid Cover
Catch Basin Cover	<null>	Cover Insert	No
Cover Gasket	Yes	Cover Grade	Cover is Below Grade
Grade Dist	6	Cover Fit	Good Fit
Cover Condition	Good	Frame Condition	Good
Frame Offset	<null>	Frame Seal Condition	Fair
Frame Seal Inflow	None	Frame Riser	No
Frame Riser Height	<null>	Frame Riser Material	N/A
Manhole Diameter	48	Manhole Depth	12
Chimney Depth	0.65	Chimney Construction	Precast
Chimney Condition	Good	Chimney Inflow	None
Cone Shape	Eccentric	Cone Depth	24
Cone Construction	Precast	Cone Condition	Good
Cone Inflow	None	Cone Defect Location	<null>
Wall Construction	Precast	Wall Condition	Fair
Wall Inflow	None	Wall Defect Location	<null>
Wall Defect Location 2	<null>	Wall Defect Location 3	<null>
Wall Defect Location 4	<null>	Wall Defect Location 5	<null>
Bench Construction	Poured	Bench Condition	Good
Bench Inflow	None	Channel Construction	Poured
Channel Condition	Fair	Channel Inflow	None
Channel Hydraulics	Good	Channel Exposure	Yes




Manhole Inspection Form

M1-5-3-3-13-4-1-2



Step Construction	Plastic	Step Condition	Fair
Surcharge Evidence	<null>		
Pipe 1 Flow	Inward Flow	Pipe 1 Diameter	10
Pipe 1 Direction	S	Pipe 1 Depth	11.95
Pipe 1 Material	Truss	Pipe 1 Seal Condition	Good
Pipe 1 Drop	<null>	Pipe 1 Comments	<null>
Pipe 2 Flow	Outward Flow	Pipe 2 Diameter	10
Pipe 2 Direction	N	Pipe 2 Depth	12
Pipe 2 Material	Truss	Pipe 2 Seal Condition	Good
Pipe 2 Drop	<null>	Pipe 2 Comments	<null>
Pipe 3 Flow	<null>	Pipe 3 Diameter	<null>
Pipe 3 Direction	<null>	Pipe 3 Depth	<null>
Pipe 3 Material	<null>	Pipe 3 Seal Condition	<null>
Pipe 3 Drop	<null>	Pipe 3 Comments	<null>
Pipe 4 Flow	<null>	Pipe 4 Diameter	<null>
Pipe 4 Direction	<null>	Pipe 4 Depth	<null>
Pipe 4 Material	<null>	Pipe 4 Seal Condition	<null>
Pipe 4 Drop	<null>	Pipe 4 Comments	<null>
Pipe 5 Flow	<null>	Pipe 5 Diameter	<null>
Pipe 5 Direction	<null>	Pipe 5 Depth	<null>
Pipe 5 Material	<null>	Pipe 5 Seal Condition	<null>
Pipe 5 Drop	<null>	Pipe 5 Comments	<null>
Pipe 6 Flow	<null>	Pipe 6 Diameter	<null>
Pipe 6 Direction	<null>	Pipe 6 Depth	<null>
Pipe 6 Material	<null>	Pipe 6 Seal Condition	<null>
Pipe 6 Drop	<null>	Pipe 6 Comments	<null>
Recommendation 1	<null>	Recommendation 2	<null>
Recommendation 3	<null>	Recommendation 4	<null>
Recommendation 5	<null>	Recommendation 6	<null>




Manhole Inspection Form

M1-5-3-3-13-4-1-2




Recommendation 7	<null>	Recommendation 8	<null>
Manhole Rating	2 – Failure unlikely in 20 years (Good)	Comments	Buried 6" next to driveway



Manhole Inspection Form

M1-5-3-3-13-4-1-2






Manhole Inspection Form

M1-5-3-3-13-4-1-2






Manhole Inspection Form

M1-5-3-3-13-4-1-2





Manhole Inspection Form

M1-5-3-3-13-4-1-2



51301 Schoenert & Associates, Michigan 48313
Civil Engineers • Surveyors • 586-726-1234
Page: 2


Manhole Number: M1-5-3-3-13-4-1-2
Community: Chesterfield
Inspector Initials: KMD/BRS
N Truss 10"
12.00 G

Date: 12/16/16
Address: 46047 Duke
R.T. = 12.00
D = 48"
Map: 57

2016 7:08:25 AM

10" 5 Truss 11.95 G

24" 0.65'



Manhole Inspection Form

M1-5-3-3-13-4-1-2

